

SCULLY™

S T O N E

SCULLY.NET.AU

SCULLY STONE



Scully Stone offers a high quality range of stone products designed and engineered to provide safe daily life and peace of mind in our communities. Through design landscaping and impact rated street furniture, urban spaces can have enhanced amenity, security and ultimately, greater community usage. With five different types and colours of stone available in four beautiful finishes, there is a variety of options to suit the sense of place and space for any urban landscape. The use of stone delivers a product that has high stain resistance, is low maintenance, is highly durable and is resistant to scratches. Scully Stone is Australian owned and prides itself on its excellent customer service, innovative design and delivering solutions that ensure long-term quality outcomes.


All Scully Stone ranges and products are available in any of the five stone TYPES & COLOURS with any of the four FINISHES & SURFACES.



CONTENTS

MODULAR - 2
SPHERES - 4
SEATS - 6
BOLLARDS - 8


STONE TYPES & COLOURS



Huron Bluestone Sesame Grey Honey Jasper Mosaic Red Samson White

The use of coloured surfaces and different types of stone in today's street landscapes and urban architecture directly influences the users experience of the space. Our range of high quality granites includes striking Huron Bluestone, some beautiful organic and neutral tones through to the strong Mosaic Red. All are perfect for evoking feelings of sharp modernity, timeless design or even a deep sense of nostalgia. Any of the five colours are available in any of the four finishes below.

STONE FINISHES & SURFACES




Polished Sandblasted Exfoliated Bush Hammered

Our range comes in four different finishes. There's Polished, which is magnificently translucent and milled to a high gloss, as well as Sandblasted and Exfoliated that give a light texture to the stone. And for a rustic and weathered look, Bush Hammered is perfect. These four finishes are available in any of the five colours above.

MODULAR



Our modular elements can be strategically arranged to deny vehicle access and provide a more aesthetically appealing and engineered solution. They can all be put together to deliver innovative solutions that create safe spaces to promote usage and enjoyment.



AMESBURY

CODE: SGR002

SIZES: Available in

Standard: 1,500 mm

Other sizes are available
made-to-order to suit
varied requirements



NEWBURY

CODE: SGR001

SIZES: Available in
1,000 mm



TOTTON SQUARE

CODE: SGR005A


SIZE: Available in
450 mm square



TOTTON RECTANGLE

CODE: SGR005B

SIZES: Available in
500 mm
1,000 mm
2,000 mm



SALISBURY JIGSAW

CODE: SGR003

SIZES: Available in
1,500 mm diameter



SPHERES



Scully Stone SPHERES provide a wonderful visual appeal whilst doubling as a highly effective, crash tested vehicle deterrent. They are perfect orbs and when positioned, are practically immovable. All SPHERES come in the five stone TYPES & COLOURS with any of the four FINISHES & SURFACES.



THATCHAM SPHERE WITH SEAT



CODE: SGR07B

SIZES: Available in
700 mm diameter

THATCHAM SPHERE NO BASE



CODE: SGR07A

SIZES: Available in
250 mm diameter
700 mm diameter

THATCHAM SPHERE WITH BASE



CODE: SGR07C

SIZES: Available in
700 mm diameter

SEATS



Scully Stone SEATS are as versatile & practical as they are beautiful. All our SEATS are available in the five stone TYPES & COLOURS with any of the four FINISHES & SURFACES.



SWINDON U-SHAPE

CODE: SGR04C

SIZES: Available in
2,000 mm long
450 mm high



SWINDON STRAIGHT

CODE: SGR04B

SIZES: Available in
2,000 mm long
450 mm high



SWINDON CURVED

CODE: SGR04A

SIZES: Available in
2,000 mm long
450 mm high



BOLLARDS



All Scully Stone BOLLARDS are designed to fit into the landscape, urban or parkland. They are engineered to deny vehicle access and to provide piece of mind for the community. All of our BOLLARDS are available in the five stone TYPES & COLOURS with any of the four FINISHES & SURFACES.



BOND

HALF CUT TOP
CODE: SGR007B
SIZES: Available in
1,500 mm*

ROUND TOP
CODE: SGR007C
SIZES: Available in
1,500 mm*

SQUARE TOP
CODE: SGR007A
SIZES: Available in
1,500 mm*

* Actual size: 1,500 mm
Above Ground: 1,000 mm
In Ground Mount: 500 mm



HALF CUT



ROUND



SQUARE

MIDDLETON

CODE: SGR007D
SIZES: Available in
800 mm Diameter
Actual size: 800 mm
Above Ground: 500 mm
In Ground Mount: 300 mm
1,200 mm diameter
Actual size: 1,200 mm
Above Ground: 800 mm
In Ground Mount: 400 mm



SCULLY™

S T O N E

SCULLY OUTDOOR DESIGNS AUSTRALIA PTY LTD

ABN: 12 165 652 504

HEAD OFFICE

Unit 7D, 1-3 Endeavour Road

Caringbah NSW 2229

P: 02 9531 4166

F: 02 9531 6699

POSTAL ADDRESS

PO Box 2074

Caringbah NSW 2229

ENQUIRIES

Shane Scully

M: 0409 521 409

E: info@scully.net.au

[@scullyoutdoor](#) facebook.com/scullyoutdoor



[@scullyoutdoor](#) instagram.com/scullyoutdoor